

SDT training programs, a good investment!

- Companies that invest in training see the understanding and involvement of their inspectors increase significantly. The testing of domestic underground tanks is more effective and, therefore, more reliable. A good training program is a guarantee for quick return on investment.
- With more than 20 years of experience in training customers throughout the world, SDT offers collective and – upon request – on-site training programs provided at the time of deliveries. Courses focus on methodology, rapid familiarization of the detector and its accessories and use of the dedicated software.

Equipment contents

- SDT340 TankTest detector, supplied with one battery block in the unit;
- Second battery block and screwdriver to make sure you don't miss a thing;
- Battery charger;
- Noise-cancelling headphones;
- Flexible rod with open sensor;
- USB Key with the SDT TankTest Reporter software, its manual and the SDT340 TankTest manual;
- USB cable;
- Two 32 mm diameter acoustic sensors, watertight and resistant to hydrocarbons;
- Mechanical bush to be fitted to the manhole pane;
- Camlock to connect vacuum pump to mechanical bush;
- Suction hose (5m);
- Drain hose (5m);
- Tube of water-detection paste;
- Vacuum pump with safety valve calibrated to ± 250 mbar;
- Box of conical rubber sealing plugs of various diameters;
- Three screwable one-meter long cylindrical gauges with sliding reference piece;
- Leak Simulator with 6 leaks and tube;
- Protection Holster in heavy-duty nylon to prevent dust ingress, and general wear and tear, while keeping the encased ultrasound unit clean.

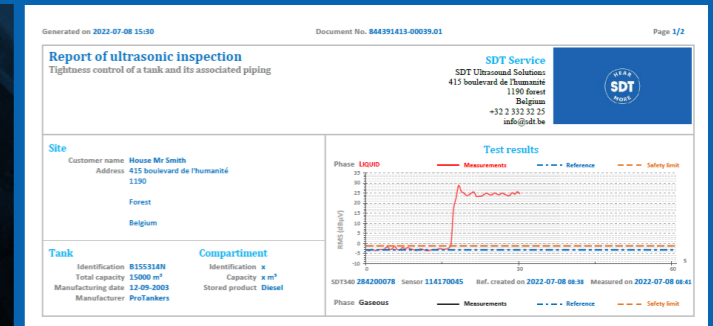


SDT340 TankTest

The SDT340 is not ATEX Certified

Domestic Tanks Tightness Testing

Empowering Operators, Preserving Resources and the Environment



This method over time has enabled us to develop two types of devices dedicated to different kinds of situations. Whether for inspections in Ex-proof environments that require the use of the SDT270 TankTest ATEX, or any other situation with the SDT340 TankTest, we've got it all covered.

SDT Mission

SDT provides ultrasound solutions that help our customers gain a better understanding about the health of their factory. We help them predict failures, control energy costs, and improve product quality while contributing to the overall reliability of their assets.

Your SDT Certified Partner



SDT International s.a./n.v.
Bd de l'Humanité, 415
B-1190 Brussels - Belgium
Tél: +32(0)2-332 32 25
Email: info@sdtultrasound.com

SDT North America
7677 County Road 2, Cobourg,
ON K9A 0X4 Canada
Toll Free NA: 1-800-667-5325
Intl Phone: 1-905-377-1313
Email: hearmore@sdtultrasound.com

www.sdtultrasound.com

The method that valorizes the operator in the field

- The SDT340 and its associated sensors offer this measuring instrument unequalled sensitivity. The unit detects even the smallest perforations or “mini defects” not yet generating a significant degree of pollution.
- Testing of domestic tank and associated piping in a single operation.
- Rugged equipment protected by the holster provided in the kit.
- You can keep track of all events during the test thanks to a histogram that works for both sensors. Check each sensor's measurements data directly on the SDT340 TankTest.
- With the Leak Simulator, you can prove that the test was well done, with the right vacuum applied, preventing any allegation of poorly carried out check. The embedded firmware integrates the use of this Leak Simulator to make your life easier.
- The included flexible sensor is essential to detect and locate leaks on fittings, joints and plugs. An installation cannot be downrated for a loose fitting.

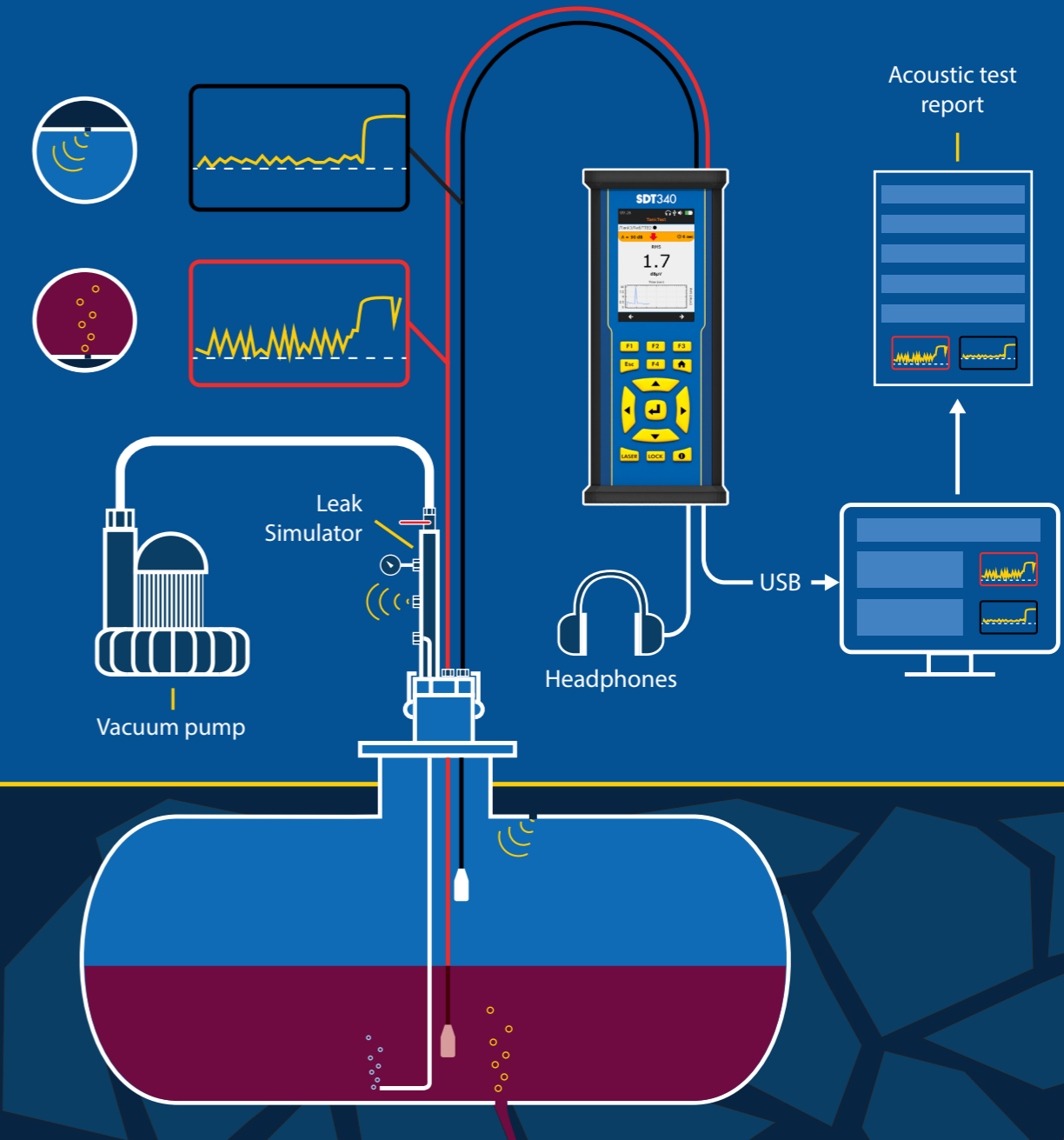
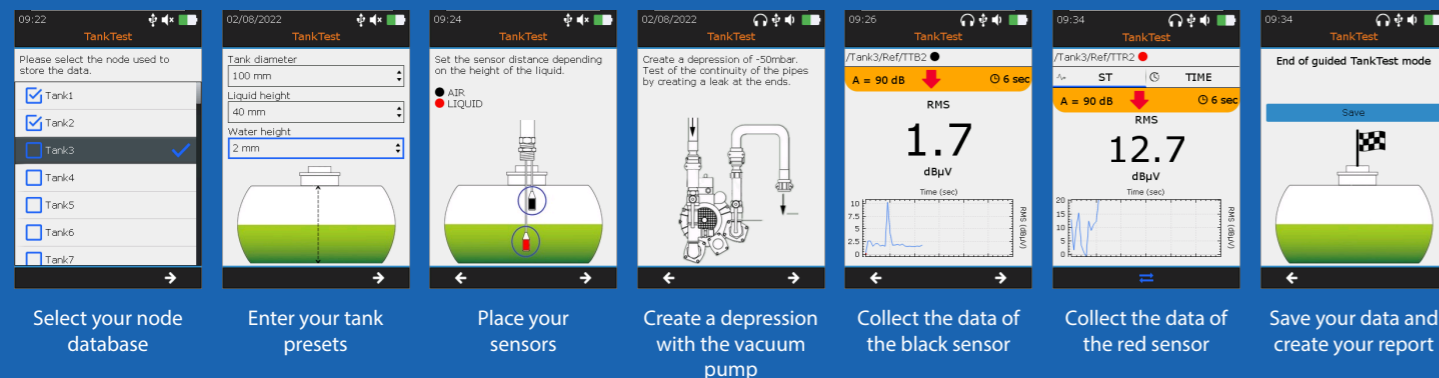


How SDT's Underground Tank Testing Method Works

1. Two dedicated sensors are placed in the tank. The red one in the liquid and the black one above the surface of the liquid.
2. The SDT340 TankTest measures background noise in the installation (reference value) in dB μ V.
3. The tank is placed in a partial vacuum.
4. Diagnosis is issued based on a comparison between the reference value and the measurements obtained from each sensor.
5. This diagnosis is then confirmed by the operator who is listening to the sound of the leak.
6. The recording time of measurements and audio files is defined based on the operator's needs.
7. Very flexible operation regarding recording time and momentary stops.
8. Consultation of the dB μ V values and playback of the audio files are available at any time from the device memory.


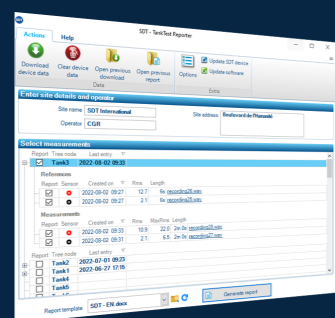
SDT340 TankTest Guided Mode

The guided mode breaks down the acoustic leak test into several mandatory steps. The operator is invited to interact with the instrument, taking note of the different screens. All settings are predefined to make the test quick and intuitive, while collecting data of interest that will be recorded in a final report.



Manage your data and print reports

- SDT TankTest Reporter data management software provides you with immediate printout of detailed, complete and tamper-proof reports;
- Unique and automatic numbering of reports. Simplified data and file searching;
- Personalization of reports, with as many models as required;
- Connection via a standard USB port;
- Database organized in tanks to keep track of your history;
- Free license for an unlimited number of inspections.



Advantages of the SDT acoustic method

- No emptying and cleaning of the tank;
- No stabilization time;
- Immediate result, no further analysis required;
- Testing possible regardless of the height of the liquid (up to 80 m3);
- Widely recognized and approved method.